

STUDY GUIDE

Have You Filled A Bucket Today? The Musical

Book and Lyrics by
Scott Wichmann

Music and Lyrics by
Jason Marks

TEACHER RESOURCES

Have You Filled A Bucket Today? The Musical and this study guide are produced in support of the teaching of English.

AT THE LIBRARY

Have You Filled a Bucket Today?: A Guide to Daily Happiness for Kids

Written by Carol McCloud,
Illustrated by David Messing

ON THE WEB

Bucket Fillers, Inc.

Creates bucket-filling schools, families, workplaces, and communities through books, presentations, products, and free downloadable resources.
<https://bucketfillers101.com/>

Cyberbullying Research Center

The Center is dedicated to providing up-to-date information about the nature, extent, causes, and consequences of cyberbullying.
<https://cyberbullying.org/>

Helping Your Child Become a Responsible Citizen


Downloadable pdf with activities
<https://www2.ed.gov/parents/academic/help/citizen/index.html>



PLAY SYNOPSIS

This brand new, fun-filled musical from Virginia Repertory Theatre is based on the play *Have You Filled a Bucket Today?* and book *Bucket Filling Fairy* by Ann Marie Gardinier Halstead. The books and play use the concept of a “bucket” to show students how to express kindness, appreciation and love to be “bucket-fillers.”

The play focuses on the benefits of positive, thoughtful behavior. *Have You Filled A Bucket Today? The Musical* relays the joys of friendship and compassion for both the receiver and the giver. Help teach students to be bucket-fillers rather than bucket-dippers with this musical performance designed to promote healthy relationships and self-esteem, and bring character education to front-and-center stage at your school.



Jason Marks, Ann Marie Gardinier Halstead, Scott Wichmann (front), and the cast of *Have You Filled a Bucket Today? The Musical*.

STUDY GUIDE

FILLING EACH OTHER’S BUCKETS

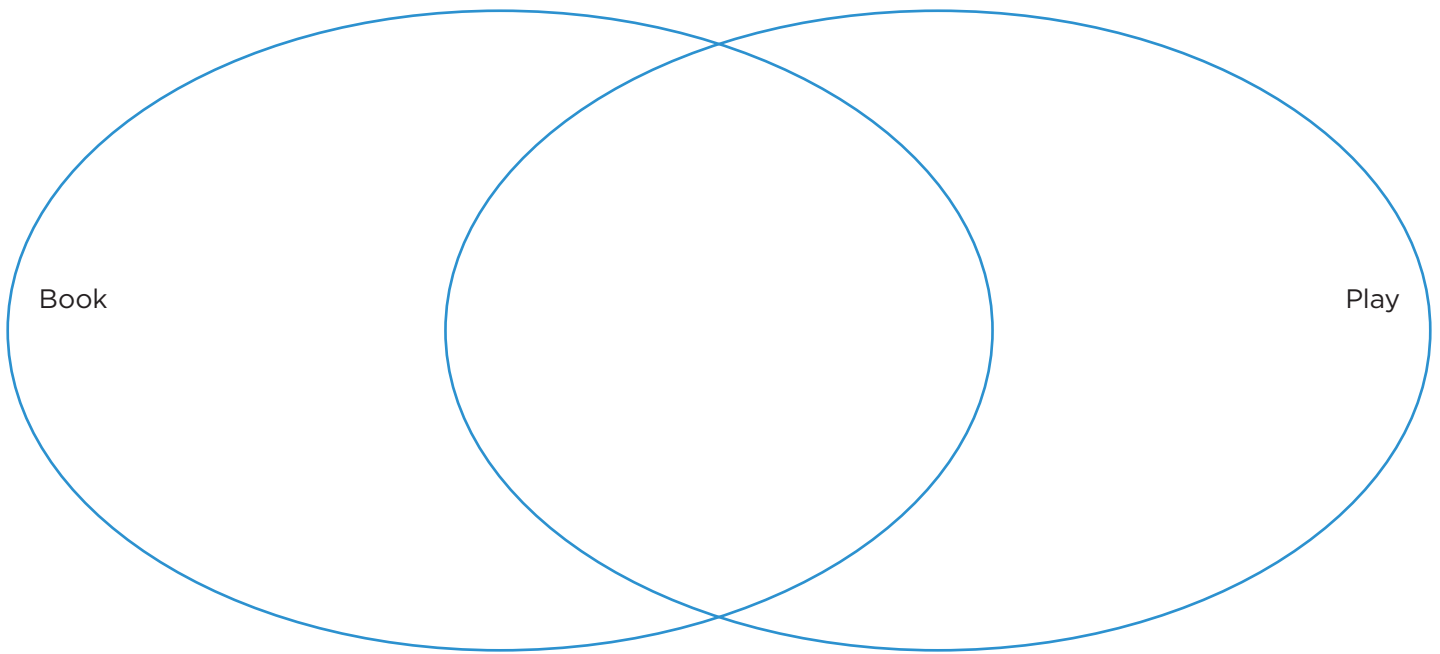
Teacher Instructions: In this cooperative learning activity, students will create books for each other that help fill buckets! Making the books is a great way to practice being a bucket-filler. Follow the steps below:

1. Discuss the concept of bucket-filling. Brainstorm some specific words of kindness that students and teachers sometimes share (e.g., “Charlise is great at math, and she is always willing to help out her classmates when they get stuck on a problem.”)
2. Divide the class into groups of about ten students each.
3. Each child will need enough sheets of paper for every child in the group (Ten sheets if there are ten students. Half of an 8.5x11 inch sheet will work.)
4. Ask each student to write their own name at the top of each sheet of paper except one. Then they pass a sheet of paper with their name on it to every student in the group, keeping the blank page to use as a cover.
5. Then all the students write (and/or illustrate) a kind word or phrase about the child whose name is at the top of that sheet. Each child will fill out a sheet for every one in the group.
6. At the end, pass each sheet back to the child whose name is on the top, have students illustrate a cover on the blank sheet, and staple all the pages together to create their “bucket filling book”.



EASY ACTIVITY

Read *Bucket Filling Fairy* and use the Venn diagram below to compare the book with the play. What are the similarities and differences you noticed?





WRITING ABOUT BUCKET-FILLING

Choose one of the following, and write below:

Fiction - Write a story about a character who changes from being a bucket-dipper to a bucket-filler. Think about the traits this character would possess, and how those traits change throughout the story. Be sure your story has a beginning, a middle, and an end.

Nonfiction - Research a person who is famous for being kind or giving to others. This person can be from history or it can be someone alive today. Write a short summary of the person's life. Include the traits that make this person a bucket-filler.

TERMS TO KNOW

self-esteem (*noun*):

A feeling of satisfaction that someone has with him or herself, and his/her own abilities"

STUDY GUIDE

WE ARE BUCKET-FILLERS!

We read *Bucket Filling Fairy* by Ann Marie Gardinier Halstead. Now let's brainstorm ideas on how to be a bucket-filler and not a bucket-dipper.

I can fill someone's bucket by...

1.

2.

3.



I can dip in someone's bucket by...

1.

2.

3.

Cues at the Theatre

STUDY GUIDE

VIRGINIA REPERTORY THEATRE

Phil Whiteway
Managing Director

Todd D. Norris
Artistic Director of Education

VIRGINIA REP ON TOUR

Amber Martinez
Arts in Education Manager
amartinez@virginiarep.org

Gordon Bass
Tour Manager

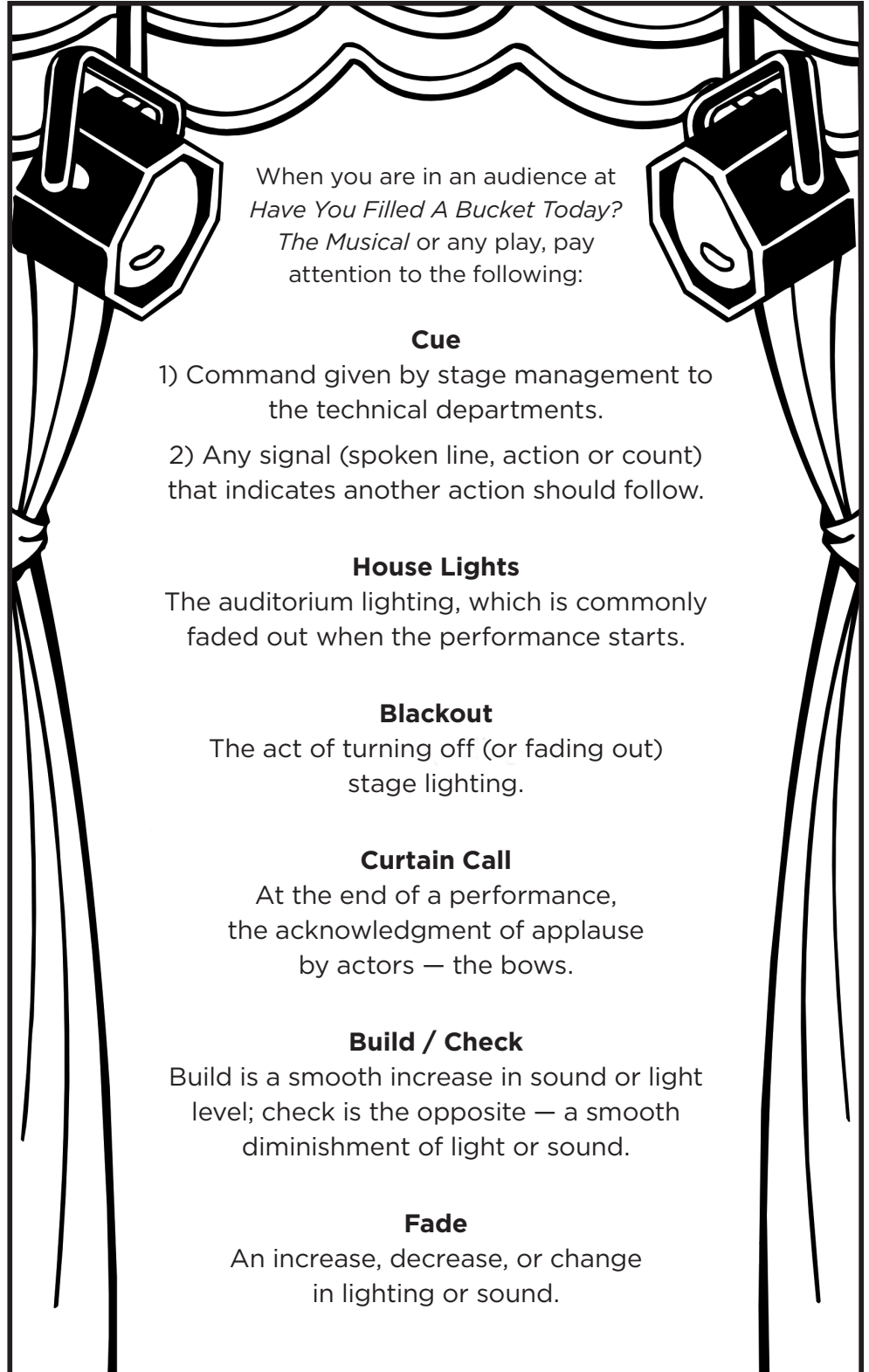
Donna Warfield
Company Manager

Virginia Repertory Theatre
114 W. Broad St.
Richmond, Virginia 23220

800.235.8687

VIRGINIAREP.ORG

This study guide is the property of Virginia Rep. Photocopying of the study guide is permitted. Any other use of the contents must be accompanied by the phrase, "Text used with permission from Virginia Repertory Theatre, Richmond, VA."



When you are in an audience at *Have You Filled A Bucket Today? The Musical* or any play, pay attention to the following:

Cue

- 1) Command given by stage management to the technical departments.
- 2) Any signal (spoken line, action or count) that indicates another action should follow.

House Lights

The auditorium lighting, which is commonly faded out when the performance starts.

Blackout

The act of turning off (or fading out) stage lighting.

Curtain Call

At the end of a performance, the acknowledgment of applause by actors — the bows.

Build / Check

Build is a smooth increase in sound or light level; check is the opposite — a smooth diminishment of light or sound.

Fade

An increase, decrease, or change in lighting or sound.